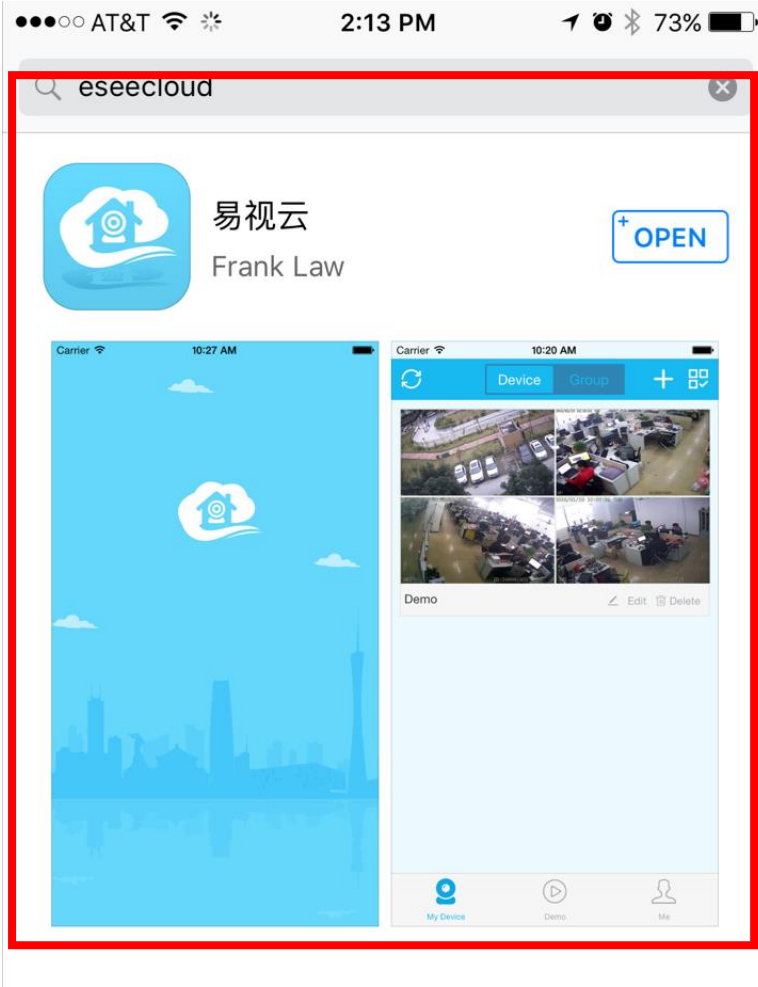


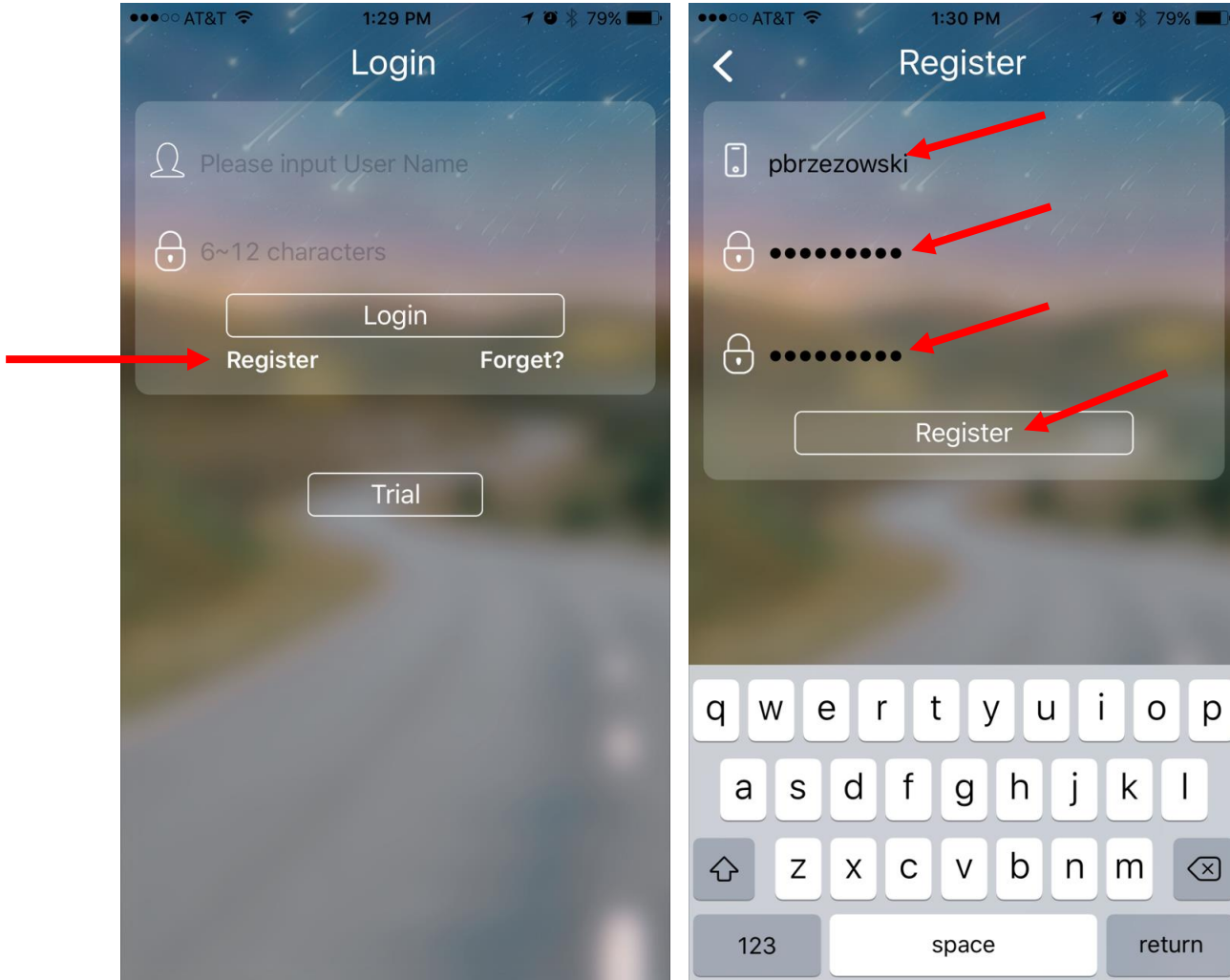
Instructions - iPhone app to access and view NERYC Dock Cameras

(I assume Android should be similar but I do not have one to test. If you run into issues I will help you next time I am at the club. Thanks! Dave B-Dock Master

- 1.) Download "esecloud" app from Apple App Store (free app) – screen shot as follows. Note the name is in Chinese or Japanese?? But do not fear – this is the correct one (by Frank Law):



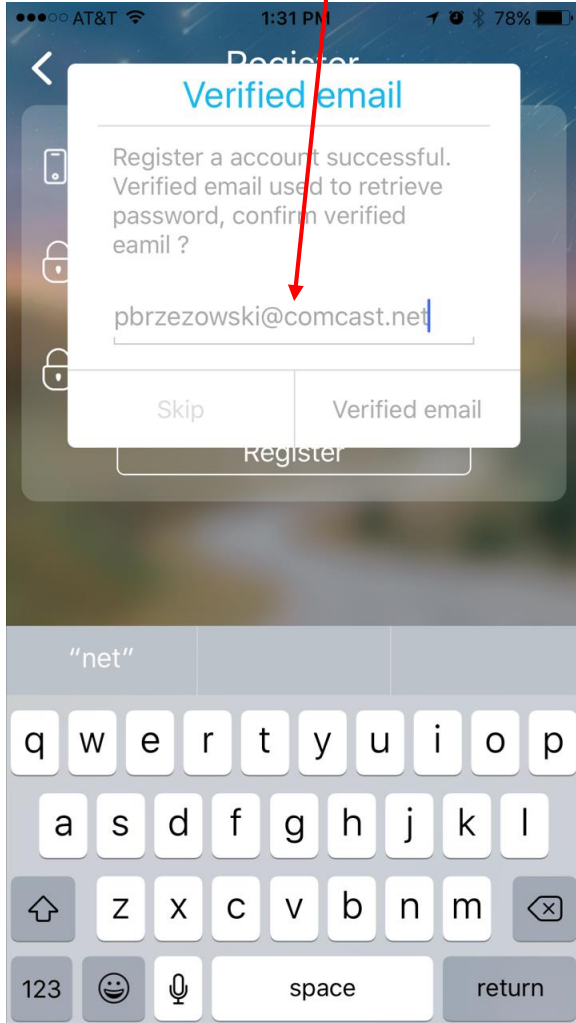
2.) After the app installs onto your phone start it to see the left hand screen and then select “Register” which will take you to the right hand screen. Then you enter a user name and password (enter twice) then select Register again:



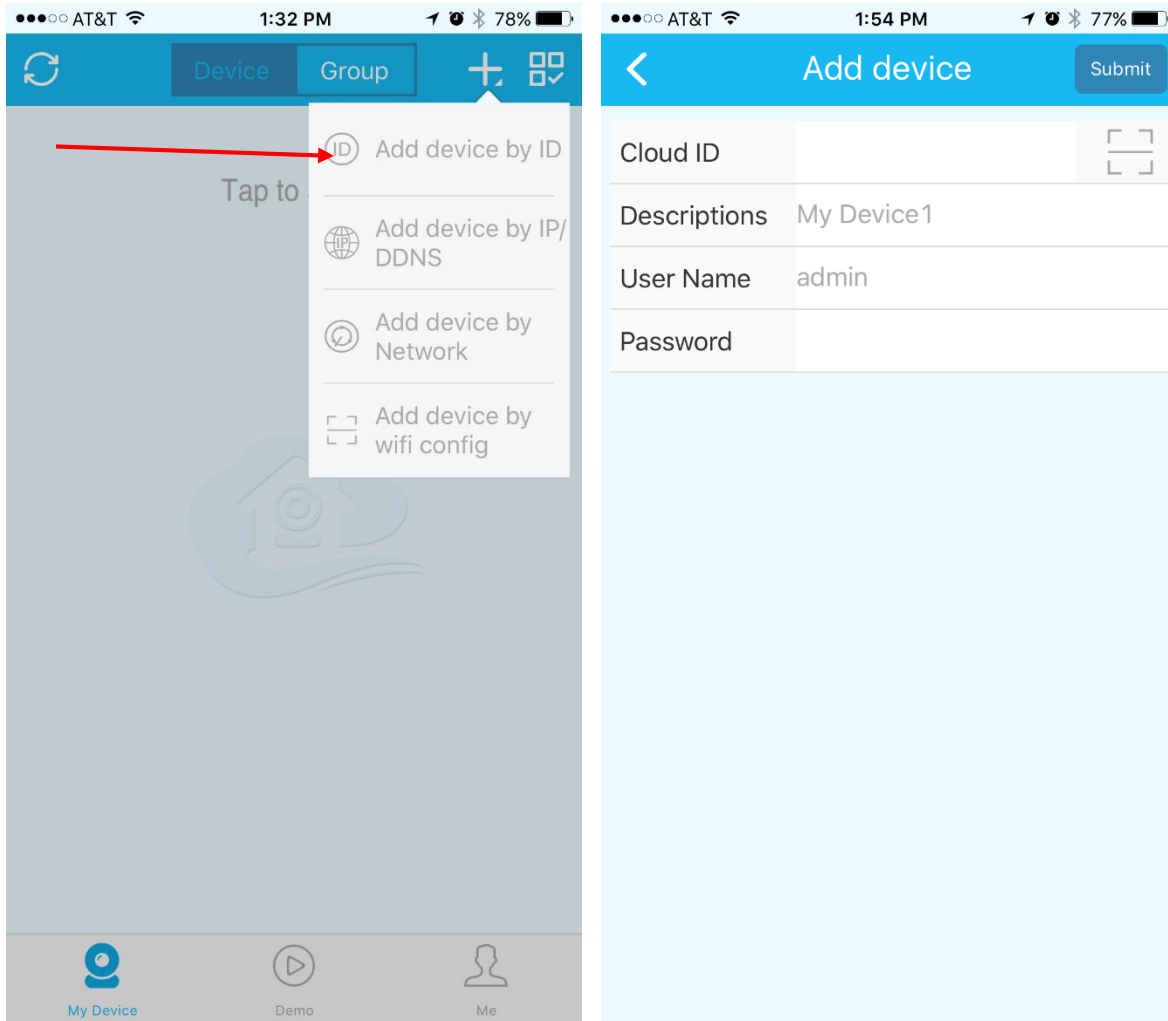
- 3.) This next step is optional – you can associate an email address to your user login account in case you forget your password. Having your email address entered will allow a code to be sent to you to reset your account password.

Enter your email address here then hit “Verified email”. You will receive an email in which you follow a link to verify it’s you. Then your email address is registered to your account user name.

Or hit Skip to go to the next screen



4.) In this next step you need to tell the app which camera system you want to view. Click on the “+” symbol in the upper right corner and the menu below in the left screen shot will appear. Select “Add device by ID” and the right screen is then shown.



5.) The “Cloud ID” can be entered manually by typing “591469594” or by scanning the below QR code by selecting this symbol. The app will ask to access your camera and then you aim it at the QR code to scan it. The number will automatically populate into the Cloud ID location.

Then enter a description (anything can go in here) and then enter the User Name and Password as shown below. (This is the user name and password for the camera system! Not the one you created earlier for this app.) Once all the info is entered click “Submit”


AT&T 1:55 PM 77%

Add device Submit

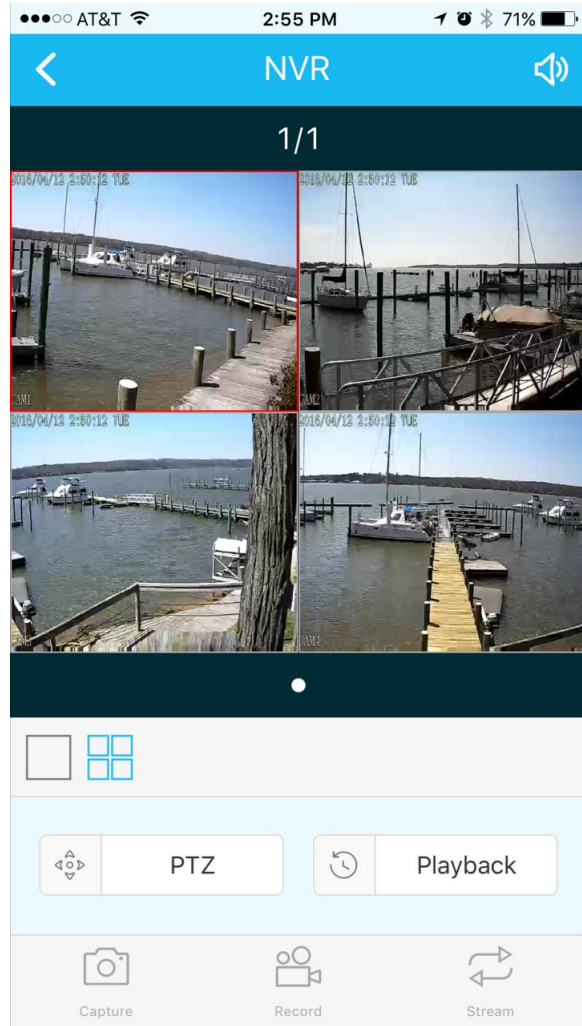
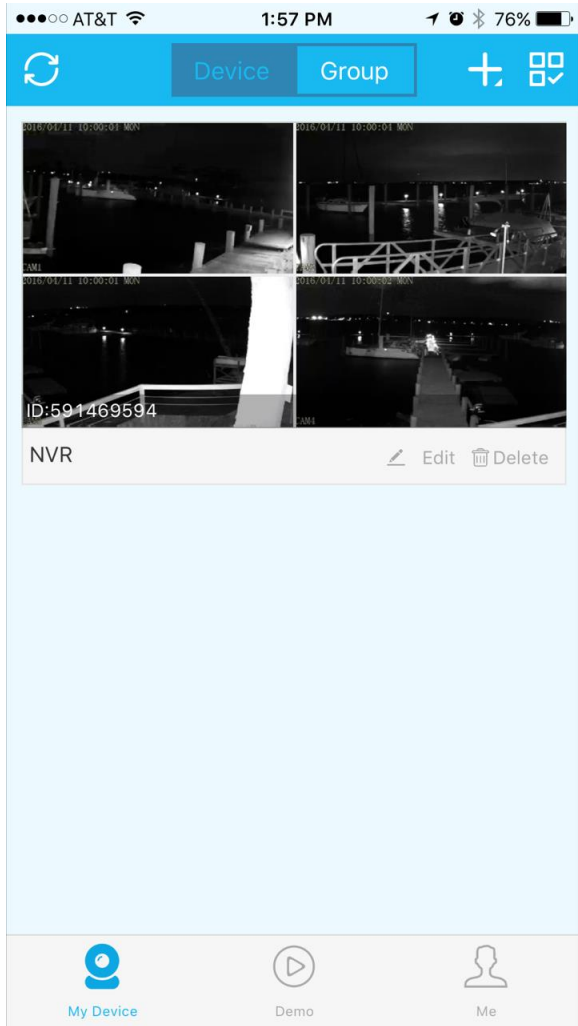
Cloud ID	591469594
Descriptions	NERYC Cameras
User Name	NERYC
Password	WillowRose

“WillowRose”

q w e r t y u i o p
a s d f g h j k l
z x c v b n m
123 space return



6.) You will be then brought to the left screen shot which is a static image of the cameras. Touch the images and you will be brought to the screen on the right which should be a 'live' image from the club. (There is about a 45 second delay.)



7.) You can rotate your phone to see larger images from the cameras as shown below. You can also click the single square (as shown in the previous page) to view one camera at a time. You can also capture an image and also record video to your phone.



8.) ENJOY!